
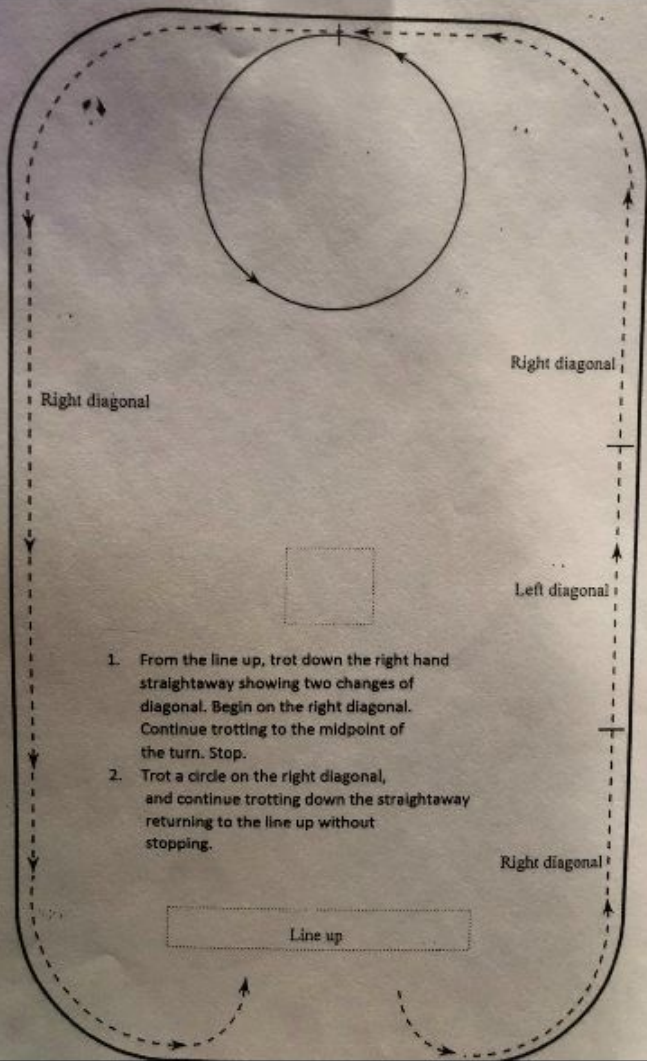
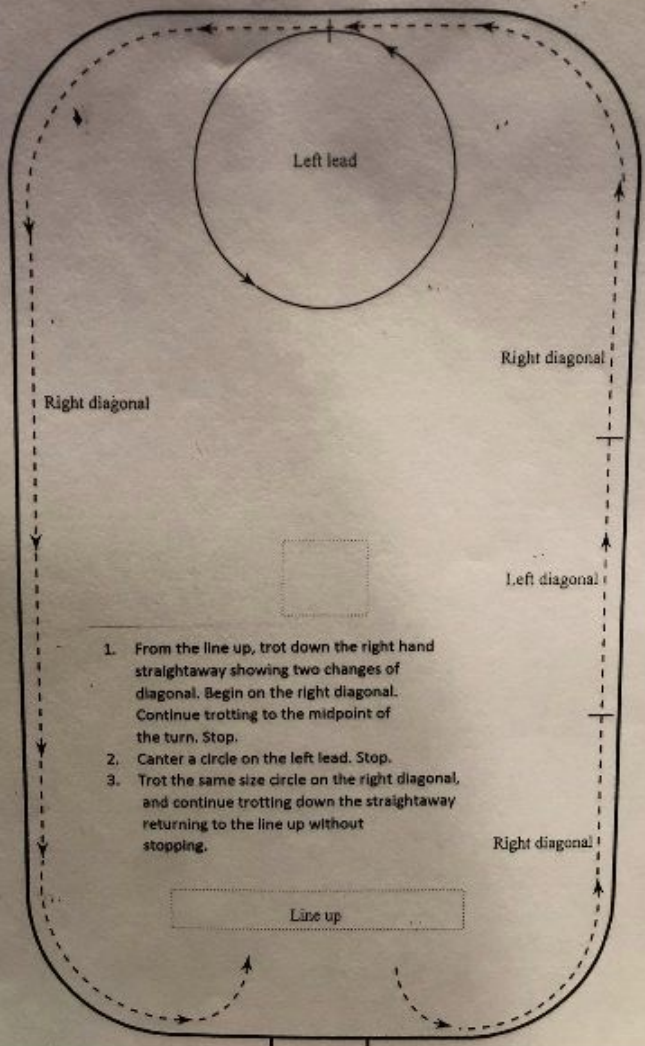


- 
1. From the line up, trot down the right hand straightaway showing two changes of diagonal. Begin on the right diagonal. Continue trotting to the midpoint of the turn. Stop.
 2. Trot a circle on the right diagonal, and continue trotting down the straightaway returning to the line up without stopping.



1. From the line up, trot down the right hand straightway showing two changes of diagonal. Begin on the right diagonal. Continue trotting to the midpoint of the turn. Stop.
2. Trot a circle on the right diagonal, and continue trotting down the straightway returning to the line up without stopping.

1. From the line up, trot down the right hand straightaway showing two changes of diagonal. Begin on the right diagonal. Continue trotting to the midpoint of the turn. Stop.
2. Canter a circle on the left lead. Stop.
3. Trot the same size circle on the right diagonal, and continue trotting down the straightaway returning to the line up without stopping.



1. From the line up, trot down the right hand straightaway showing two changes of diagonal. Begin on the right diagonal. Continue trotting to the midpoint of the turn. Stop.
2. Canter a circle on the left lead. Stop.
3. Trot the same size circle on the right diagonal, and continue trotting down the straightaway returning to the line up without stopping.